





# MOOC

**Method expert for the transparency and validation of learning deriving from mobility in work-based learning**

**Introduction**

# What is the MaYFAir project?

- **Erasmus+ KA2 project** (2019-1-BE01-KA202-050530)
- **Project period:** 01.09.2019- 31.08.2022
- **9 partners** from 4 countries    
- **Website:** <https://mayfair.projectlibrary.eu/>

Co-funded by the  
Erasmus+ Programme  
of the European Union



# Main objectives

- Promote **mobility** in Vocational Education and Training (VET) and support the **internationalization** of VET providers
- Provide a methodology for the **recognition, design and validation of the learning outcomes** derived from work-based learning (WBL) mobilities
- Strengthen the synergy between **ECVET** and National Qualification Systems (**NQFs**)

# Intellectual outputs

**IO1 – MAKE:** Provide a **methodological toolkit** for mobility promoters

**IO2 – MADe:** Validating the IO1 methodology through Erasmus+ KA1 mobilities

**IO3 – BECOME:** Design a **MOOC** (*massive open online course*) for mobility promoters

# What is the MaYFAir MOOC about?

Through this **MOOC** you will learn to become a **Method expert for the transparency and validation of learning deriving from mobility in work-based learning.**

## **Structure of the MOOC – 4 sections**

1. Preparing mobility
2. Before mobility
3. During mobility
4. After mobility

**Total duration of the MOOC: 4 hours**

# What is Section 1 about?

What will you learn in **Section 1 – Preparing Mobility?**

## Five lectures

1. The MaYFAir Objectives in a nutshell
2. The MaYFAir Methodology Requirements
3. Design of Learning Outcomes for a Mobility project
4. Examples of Learning Outcomes
5. Tips to prepare a MaYFAir mobility project

**Total duration of the section: 1 hour**



**Let's start!**